



CW1922
CW1923



CW1909
CW1930



FACET



CW1907

29x21x10 mm
5x7 pc/2x4 gr
275x135x24
double mould



CW1909

25x25x12,50 mm
3x8 pc/2x4,50 gr
275x135x24
double mould



CW1891

33x23x11 mm
3x8 pc/2x5,50 gr
275x135x24
double mould



CW1928

42,50x42,50x6,50 mm
2x5 pc/6,50 gr
275x135x24



CW1939

35x35x8,50 mm
3x7 pc/2x7 gr
275x135x24
double mould



CW1937

42x21,50x15 mm
3x7 pc/8,50 gr
275x135x24



CW1930

36x20x15 mm
3x8 pc/9,50 gr
275x135x24



CW1923

26,50x26,50x22 mm
3x8 pc/9,50 gr
275x135x30



CW1935

35x31x16,50 mm
3x7 pc/11 gr
275x135x24



CW1922

35,50x35,50x17 mm
3x7 pc/12 gr
275x135x24



CW1910

86,50x56x30 mm
2x3 pc/2x94,50 gr
275x135x35
double mould

CW1777
CW1794



CW1774

ASIAN



CW1639

52x15,5x7 mm
5x4 pc 3 fig./2x4 gr
 (different weight/fig.)
 275x135x24
 double mould
 recto/verso



CW1777

258x10,50x5,25 mm
1x6 pc/5,50 gr
 275x135x24
 double mould



CW1774

47,50x27x15 mm
3x4 pc/2x9 gr
 275x135x24
 double mould



CW1652

26x26x14 mm
3x8 pc/10 gr
 275x135x24



CW1661

27x35x19 mm
3x7 pc/10,50 gr
 275x135x24



CW1855

31,50x31,50x11 mm
3x7 pc/10,50 gr
 275x135x24



CW1608

55x45x7 mm
2x5 pc/12 gr
 275x135x24



CW1794

26x26x25,50 mm
3x8 pc/12,50 gr
 275x135x30

Designed and developed
 in cooperation with
 Thomas Trillion



CW1240

43x40x20 mm
3x6 pc/18 gr
 275x135x24



CW1598

50x34x15mm
2x6 pc/29,50 gr
 275x135x24
 double mould
 recto-verso



CW1668

115x17x18 mm
1x9 pc/32,50 gr
 275x135x24



CW1783

125x41,50x recto 15
 mm, verso 13 mm
1x4 pc/recto 35 gr,
verso 27,50 gr
 275x135x24
 double mould
 recto/verso



CW1542

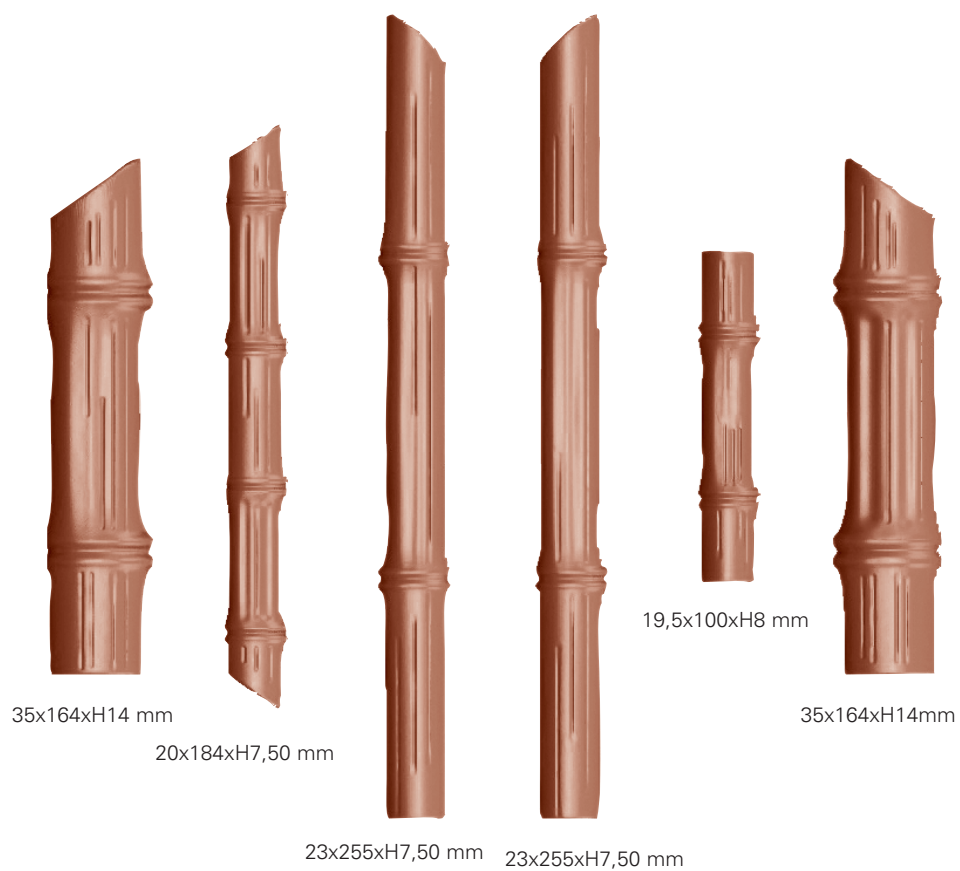
54x54x16 mm
2x4 pc/39 gr
 275x135x24



CW2311

43x26x18 mm
3x8 pc/12 gr
 275x175x24

VIVAK MOULDS



T2778
260x280mm
1x6 fig.



CW1793
CW1787
CW1788
CW1779



ORIENTAL



**CW1621
DATES**

39x19x10 mm
2x10 pc 3 fig./2x4,50 gr
 275x135x24
 double mould
 recto/verso



CW1775

28,50x28,50x5 mm
3x7 pc/4,50 gr
 275x135x24




CW1684

34x34x4,50 mm
3x7 pc/5 gr
 275x135x24



CW1793

26x26x23,50 mm
3x8 pc/9,50 gr
 275x135x24



CW1781

42,50x31x18,50 mm
2x7 pc/10,50 gr
 275x135x24



CW1788

30,50x30,50x19 mm
3x7 pc/12 gr
 275x135x24
 Inspired by Saud Alkazemi




CW1779

38,50x22,50x17,50 mm
3x5 pc/12,50 gr
 275x135x24



CW1886

31x31x16,50 mm
3x7 pc/13,50 gr
 275x135x24



CW1787

30,50x30,50x19,50 mm
3x7 pc/14,50 gr
 275x135x24
 Inspired by Saud Alkazemi



CW1849

34x34x11,50 mm
3x6 pc/15 gr
 275x135x24



CW1791

49x29,50x21,50 mm
2x7 pc/15,50 gr
 275x135x30
 Inspired by Saud Alkazemi



CW1790

49x25x19 mm
3x6 pc/16,50 gr
 275x135x24
 Inspired by Saud Alkazemi



CW1667
 "Eid Mubarak"

125x55x7 mm
2x2 pc/47 gr
 275x135x24




CW1747

99,50x99,50x7 mm
1x2 pc/91 gr
 275x135x24



CW1863



CW1776



PASTRY AROUND THE WORLD




CW1591

30x30x10 mm
3x6 pc 3 fig./2x5 gr
 275x135x24
 double mould



CW1911

53x30,50x3,50 mm
 53x36x3,50 mm
 53x33,50x3,50 mm
2x6 pc 3 fig./5,50 gr
 275x135x24



CW1597

36x28x9 mm
2x6 pc 7 fig./6 gr
 275x135x24
 double mould
 recto/verso



CW1626

42x42x6 mm
2x5 pc/7 gr
 275x135x24



CW1689

Ø26,5x30 mm
3x7 pc/10 gr
 275x135x35



CW1380

49x29x9 mm
3x6 pc/9 gr
 275x135x24
 same model as 2258



CW1859

24,50x23,50x21,50 mm
3x7 pc 3 fig./9 gr
 275x135x26



CW1731

50x17x17 mm
2x10 pc/10 gr
 275x135x24



CW1638

48x29x15 mm
2x7 pc/10 gr
 275x135x24



CW1745

63x18x8 mm
3x5 pc/10 gr
 275x135x24



CW1683

Ø34,5x24,50 mm
3x6 pc 3 fig./17 gr
 275x135x30



CW1776

top Ø 32x17,50 mm
 bottom Ø 32x14,50 mm
3x6 pc/9+8,50 gr
 275x135x24
 double mould
 recto/verso



CW1872

116,50x22,50x15 mm
1x8 pc/37 gr
 275x135x24



CW1863

99,50x99,50x8 mm
1x2 pc/73 gr
 275x135x24



CW2258


49x29x9 mm
3x7 pc/9 gr
 275x175x24
 same model as 1380



CW2378

30x30x10 mm
4x6 pc 3 fig./5 gr
 275x175x24
 double mould

CHOCOLATES AROUND THE WORLD



CW1272

40x30x10 mm
3x7 pc/12 gr
 275x135x24



CW1100

34x34x16 mm
3x7 pc/13 gr
 275x135x24



CW1108

36x29x14 mm
3x8 pc/15 gr
 275x135x24
 same model as 2315



CW1020

41x31x18 mm
3x8 pc/15 gr
 275x135x24
 same model as 2134



CW1682

50x26x12 mm
2x8 pc/2x10,50 gr
 275x135x24
 double mould
 recto/verso



CW1138

80x36x13 mm
3x3 pc/22 gr
 275x135x24



CW1778

51x32x15 mm
3x4 pc/29 gr
 275x135x24
 double mould
 recto/verso



CW1648

50x50x25 mm
2x4 pc/38 gr
 275x135x32
 recto/verso
 double mould



CW1864

84,50x84,50x9,50 mm
1x2 pc/76 gr
 275x135x24



H1001015CW

580 mm



CW2379

30x60x15 mm
2x6 pc/2x6gr
 275x175x24 mm
 double mould



CW2315

36x29x14 mm
4x8 pc/15 gr
 275x175x24
 same model as 1108



CW2134

41x31x18 mm
4x8 pc/15 gr
 275x175x24
 same model as 1020

CW1894



CW1895

BELLE EPOQUE



CW1892

33x33x10 mm
3x6 pc/2x5 gr
 275x135x24
 double mould



CW1895

43x43x5,50 mm
2x5 pc 2 fig/7,50 gr
 275x135x24



CW1900

30x30x14 mm
3x8 pc/2x8 gr
 275x135x24
 double mould
 Fits on CW1217



CW1896

39,50x15x15 mm
3x7 pc/9 gr
 275x135x24



CW1897

30,50x27,50x14,50 mm
3x7 pc/10 gr
 275x135x24



CW1785

34,50x26x18 mm
3x7 pc/11 gr
 275x135x24
 Inspired by Saud Alkazemi



CW1894

118x21x7,50 mm
1x8 pc/16,50 gr
 275x135x24



CW1888

86,50x56,50x25,50 mm
2x3 pc/2x70 gr
 275x135x35
 double mould



CW1889

86,50x56,50x33,50 mm
2x3 pc/2x89,50 gr
 275x135x40
 double mould

E-SERIE



E7010/175

175x110x55 mm
 1x1



E7011/175

175x110x67 mm
 1x1

MAYA



CW1565

33x33x3 mm
3x7 pc/5 gr
 275x135x24



CW1554

32x22x24 mm
4x8 pc/5 gr
 275x135x24
 double mould





CW1569

28x26x11 mm
3x8 pc/2x5 gr
 275x135x24
 double mould



CW1563

29x29x13 mm
3x7 pc 3 fig./9 gr
 275x135x24



CW1593

34x34x11 mm
3x6 pc 3 fig./13 gr
 275x135x24




CW1595

52x46x23 mm
2x4 pc 2 fig.
 275x135x28 mm
 double mould with
 1606 and 1596



CW1606

52x46x23 mm
2x4 pc/32 gr
 275x135x28 mm
 double mould with
 1595 and 1596



CW1596

52x46x23 mm
2x4 pc
 275x135x28 mm
 double mould with
 1606 and 1595



CW1566

117x48x5 mm
1x4 pc/40 gr
 275x135x24



CW1594

114x50x9 mm
1x4 pc/60 gr
 275x135x24